



EUROPEAN  
ALUMINUM  
SYSTEMS

**ALUMINC CANADA LTD.**  
7250 Keele St, Unit 203 Concord  
tel: 1.888.691.7701  
e-mail: info@aluminc.ca  
www.aluminc.ca

IP SU

IMPERIAL SU



A three-chamber window system with thermal insulation designed for windows with a hidden sash, invisible from the outside.

# IP SU

A door system designed for designing doors with high thermal insulation parameters.

The system is compatible with Imperial system - thanks to adaptive profiles designs in series IP 800 can be integrated with Imperial shop windows.

The system features very good anti-burglary properties (the lock is situated far from the outer side).

Profile drainage in two variants: traditional and hidden.

The option of bending profiles (detailed specification of profiles and detailed technical parameters of profile bending process are available in the authorisation zone of the website [www.aliplast.pl](http://www.aliplast.pl)).

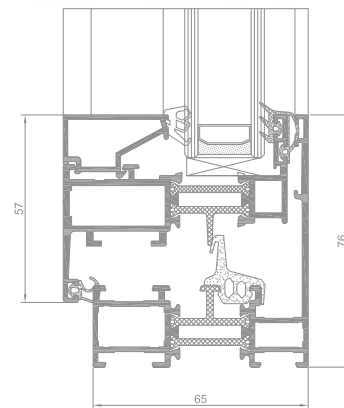
The hidden sash system is the system preferred by designers, as it allows "hiding" windows in aluminium and glass structure. Thanks to application of this solution opened and fixed window segments look identical from the outside.

The system IP SU is also available in the variant with improved thermal insulation power:

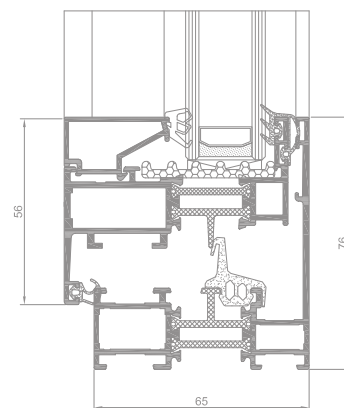
- *IP SU i* - applying thermal insulation under the glass panel.

There is possibility of use Flyscreen system (Flyscreen – fly screens are a practical and an extremely functional protection against insects).

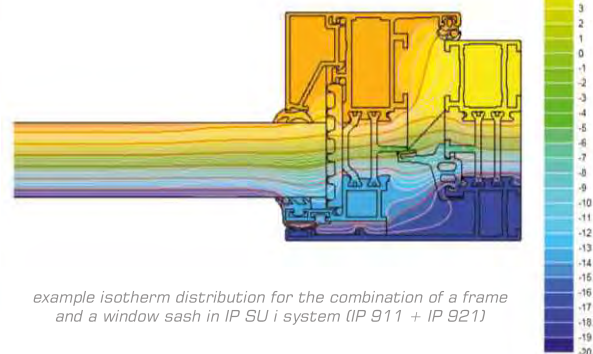
Wide range of colours – RAL palette (Qualicoat 1518), texture colours, Aliplast Wood Colour Effect (wood-like colours), Aliplast Loft View – colours imitating stone surfaces (Qualideco PL-0001), anodized colour (Qualanod 1808), bi-colour.



IP SU window section



IP SU i window section



example isotherm distribution for the combination of a frame and a window sash in IP SU i system (IP 911 + IP 921)

## TECHNICAL SPECIFICATION

SYSTEM	MATERIAL	DEPTH OF FRAME	DEPTH OF LEAF	GLAZING RANGE	MAXIMUM WINDOW SIZES	MAXIMUM DOOR SIZES
IP SU	aluminium / polyamid	65 mm	68 mm	4-41 mm	single-leaf window 1300 x 2500 mm double-leaf window 2300 x 1839 mm	—————
IP SU i	aluminium / polyamid	65 mm	68 mm	4-41 mm	single-leaf window 1300 x 2500 mm double-leaf window 2300 x 1839 mm	—————

## PERFORMANCE

SYSTEM	THERMAL INSULATION U <sub>f</sub> *	AIR PERMEABILITY	WINDLOAD RESISTANCE	WATERTIGHTNESS
IP SU	U <sub>f</sub> from 1,63 W/m <sup>2</sup> K	Class 4; EN 12207	Class C5; EN 12210	Class E1200; EN 12208
IP SU i	U <sub>f</sub> from 1,27 W/m <sup>2</sup> K	Class 4; EN 12207	Class C5; EN 12210	Class E1200; EN 12208

\* Thermal insulation is dependent on a combination of profiles and thickness of the filling.